

# ARCHITECTURAL DRAWING GUIDE STONE ACCESSORIES



# Table of Contents

## **Pavers and Step Treads**

Paver – 1" .....	4
Paver – 2" .....	5
Step Treads – 1" .....	6
Step Treads – 2" .....	7

## **Mantels and Hearthstones**

Mantel – 72" .....	9
Mantel – 60 .....	10
Mantel Bracket .....	11
Hearthstone .....	12

## **Stone Accents**

Wall Cap – 12" .....	14
Wall Cap – 16" .....	15
Flat Wall Cap – 12" .....	16
Flat Wall Cap – 14" .....	17
Flat Wall Cap – 16" .....	18
Pier Cap – 24" .....	19
Pier Cap – 32" .....	20
Flat Pier Cap – 22" .....	21
Flat Pier Cap – 24" .....	22
Flat Pier Cap – 28" .....	23

## **Trims and Keystones**

Trimstone.....	25
Keystone.....	26

## **Utility Trims**

Porch Trim.....	28
Light Trim – 8" .....	29
Large Light Trim – 16" .....	30
Outlet Trim.....	31

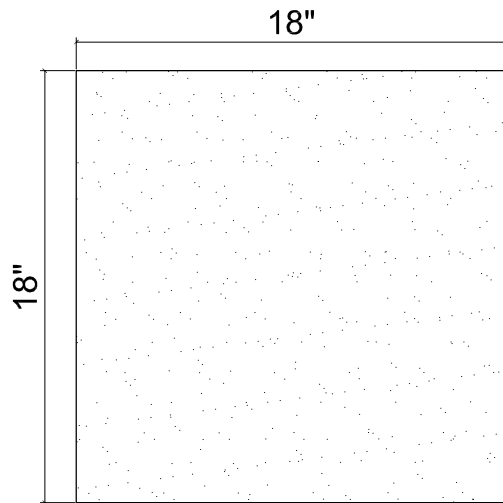
## **Architectural Accessories**

Water Table Sill.....	33
Water Bib.....	34
Shutter Strip.....	35
Lintel.....	36




# PAVERS & STEP TRENDS





TOP VIEW




SIDE VIEW



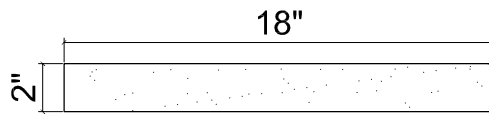
**HORIZON STONE**

**1" PAVER - 18" X 18" X 1"**

SCALE: 1  $\frac{1}{2}$ " = 1'-0"



TOP VIEW



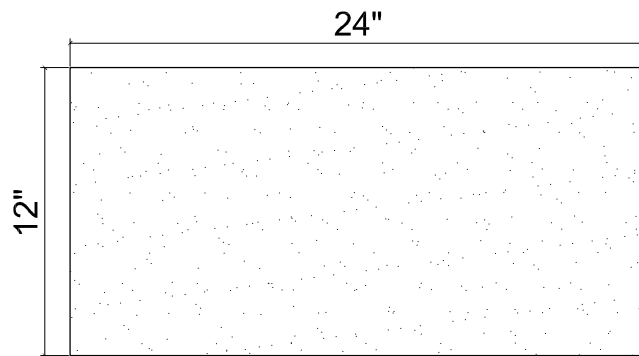
SIDE VIEW




**HORIZON STONE**

**2" PAVER - 18" X 18" X 2"**

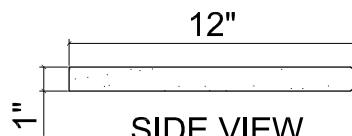
SCALE: 1  $\frac{1}{2}$ " = 1'-0"



TOP VIEW



FRONT VIEW



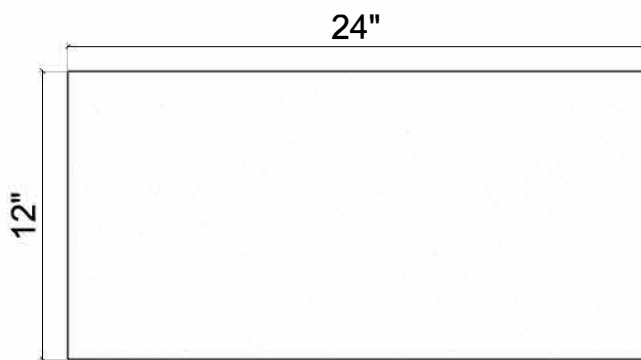
SIDE VIEW



**HORIZON STONE**

**1" STEP TREAD - 24" X 12" X 1"**

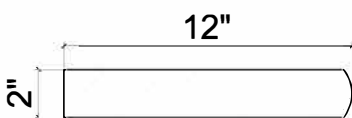
SCALE:  $1 \frac{1}{2}'' = 1'-0''$



TOP VIEW



FRONT VIEW



SIDE VIEW



**HORIZON STONE**

**2" STEP TREAD - 24" X 12" X 1"**


SCALE: 1  $\frac{1}{2}$ " = 1'-0"



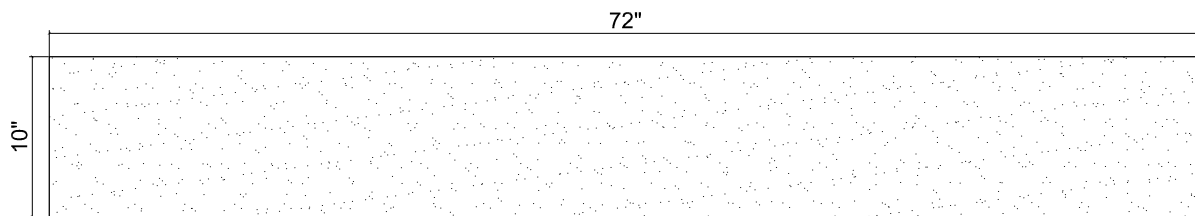
**MANTELS & HEARTHSTONES**



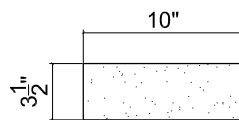




FRONT VIEW



TOP VIEW



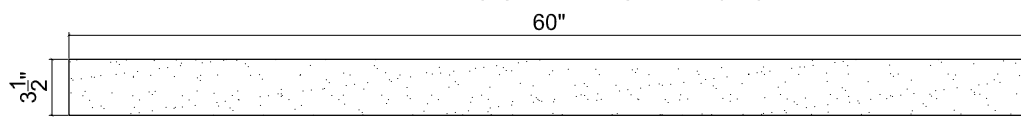
SIDE VIEW



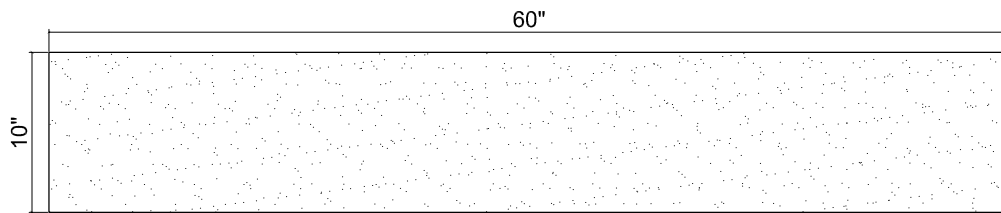
**HORIZON STONE**

**MANTLE - 72" X 10" X 3.5"**

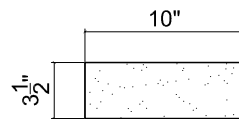
SCALE: 1" = 1'-0"



FRONT VIEW



TOP VIEW



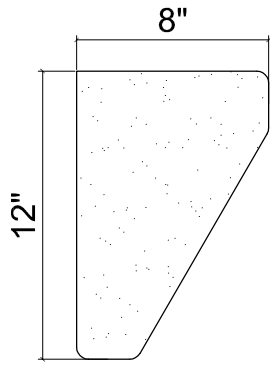
SIDE VIEW



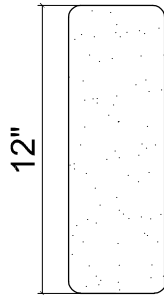
**HORIZON STONE**

**MANTLE - 60" X 10" X 3 1/2"**

SCALE: 1" = 1'-0"



SIDE VIEW



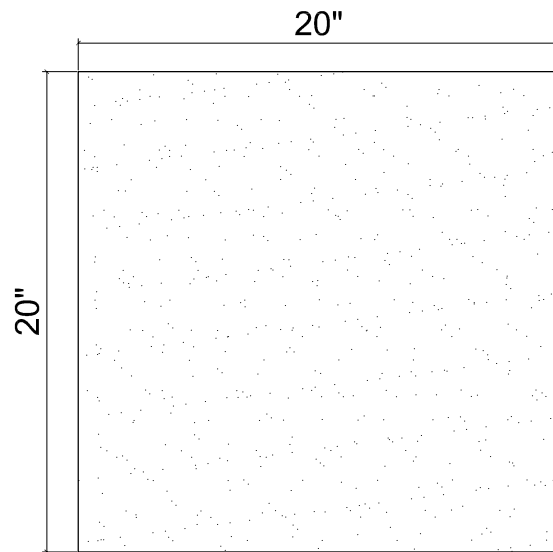
FRONT VIEW



**HORIZON STONE**

**MANTEL BRACKET - 12" X 4" X 8"**

SCALE: 1  $\frac{1}{2}$ " = 1'-0"



TOP VIEW



SIDE VIEW



**HORIZON STONE**

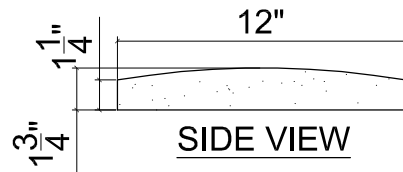
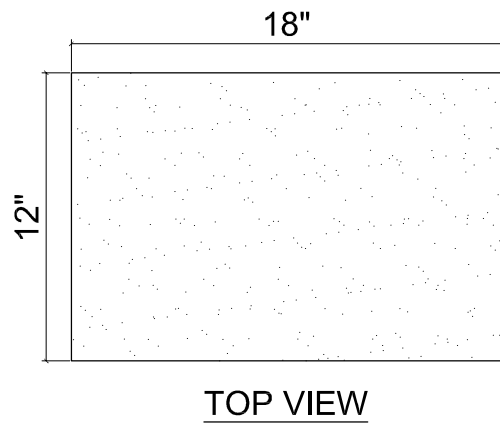
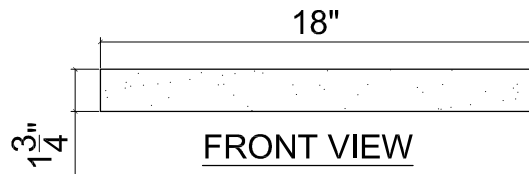
**HEARTHSTONE - 20" X 20" X 1 3/4"**

SCALE: 1 1/2" = 1'-0"



# STONE ACCENTS

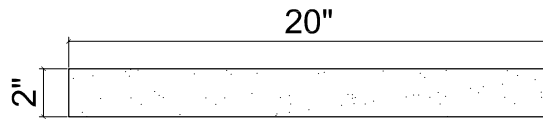





**HORIZON STONE**

**WALL CAP - 18" X 12" X 1 3/4"**

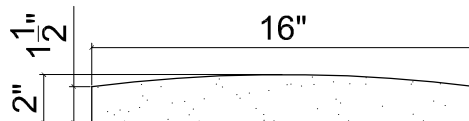
SCALE: 1 1/2" = 1'-0"



FRONT VIEW



TOP VIEW



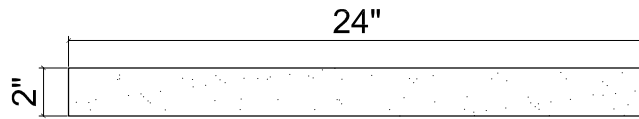
SIDE VIEW



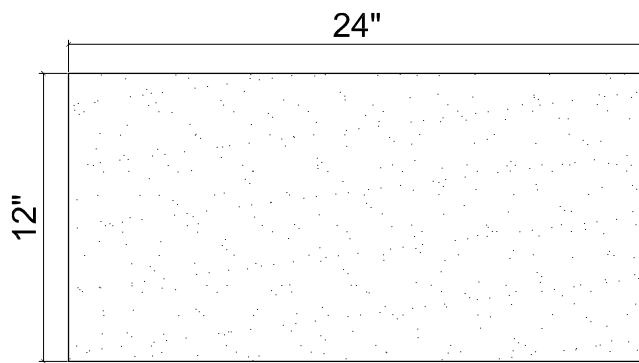
**HORIZON STONE**

**WALL CAP - 20" X 16" X 2"**

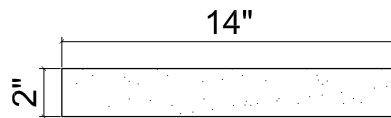
SCALE: 1  $\frac{1}{2}$ " = 1'-0"



FRONT VIEW



TOP VIEW



SIDE VIEW

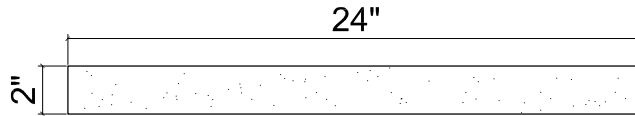


**HORIZON STONE**

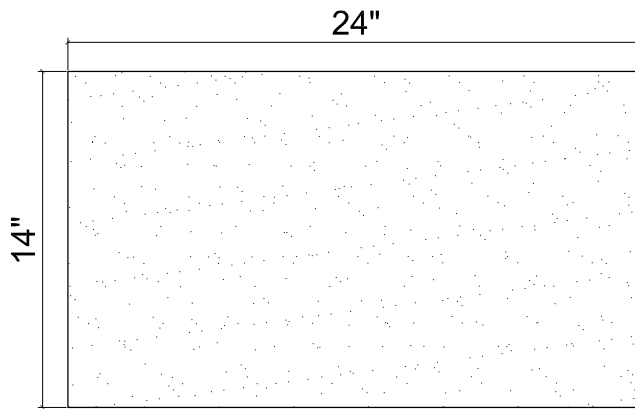
**FLAT WALL CAP - 24" X 12" X 2"**

SCALE: 1  $\frac{1}{2}$ " = 1'-0"

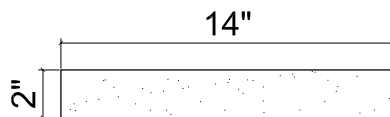




FRONT VIEW



TOP VIEW



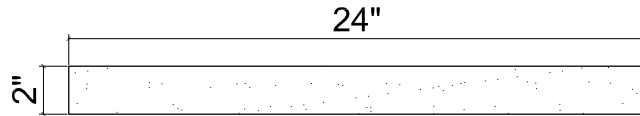
SIDE VIEW



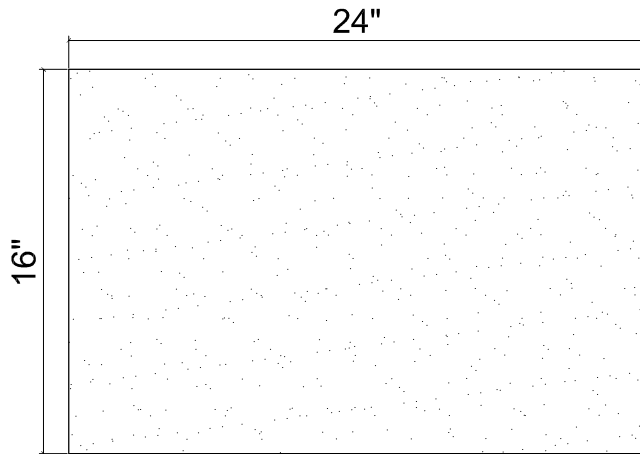
**HORIZON STONE**

**FLAT WALL CAP - 24" X 14" X 2"**

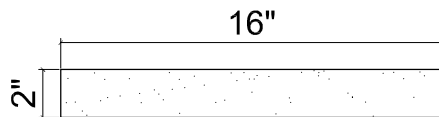
SCALE: 1  $\frac{1}{2}$ " = 1'-0"



FRONT VIEW



TOP VIEW



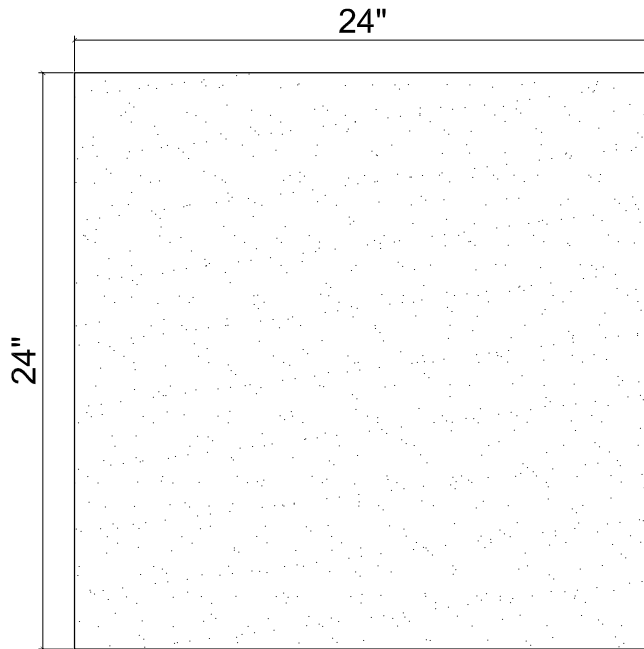
SIDE VIEW



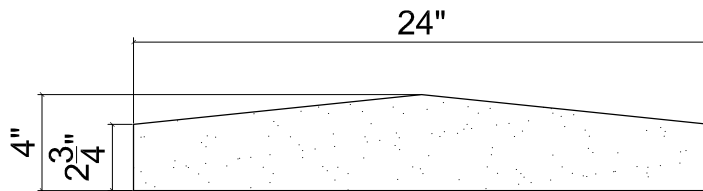
**HORIZON STONE**

**FLAT WALL CAP - 24" X 16" X 2"**

SCALE: 1  $\frac{1}{2}$ " = 1'-0"



TOP VIEW




SIDE VIEW  
(SLOPED)

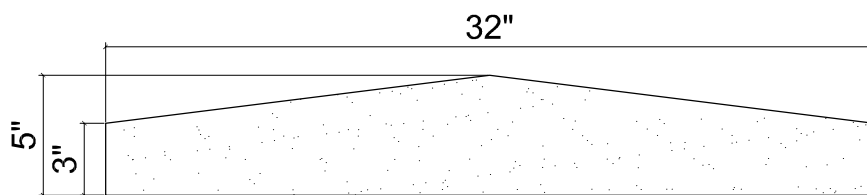


**HORIZON STONE**

**PIER CAP - 24" X 24" X 2 <sup>3</sup>/<sub>4</sub>" - 4"**  
SCALE: 1 <sup>1</sup>/<sub>2</sub>" = 1'-0"



TOP VIEW



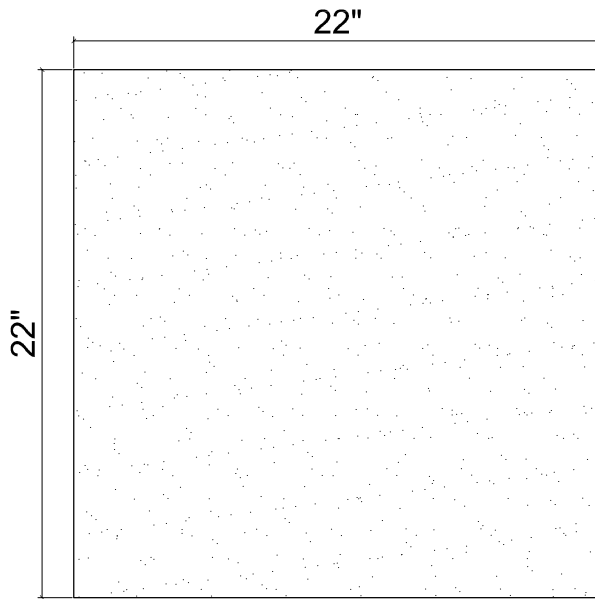
SIDE VIEW (SLOPED)



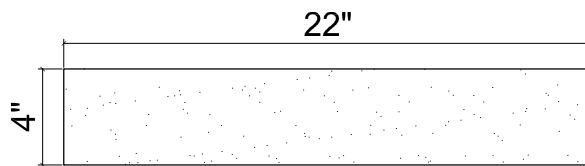
**HORIZON STONE**

**PIER CAP - 32" X 32" X 3" - 5"**

SCALE: 1  $\frac{1}{2}$ " = 1'-0"



TOP VIEW



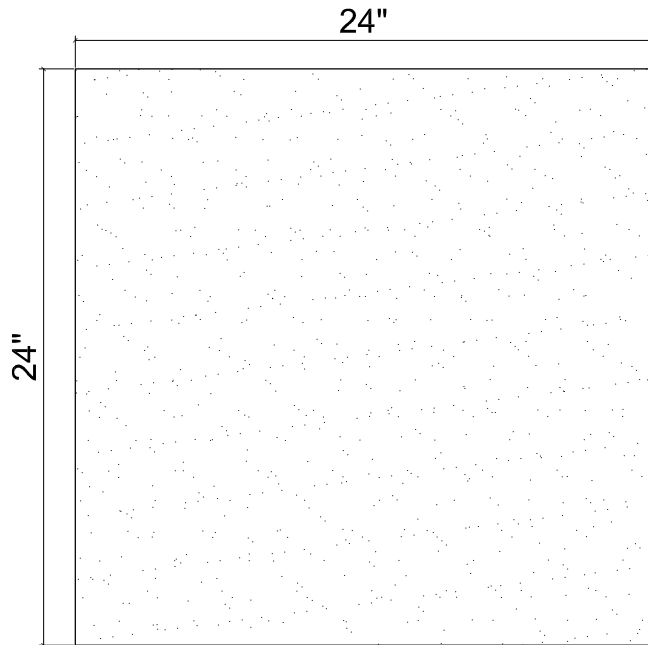
SIDE VIEW




**HORIZON STONE**

**FLAT PIER CAP - 22" X 22" X 4"**

SCALE: 1  $\frac{1}{2}$ " = 1'-0"



TOP VIEW



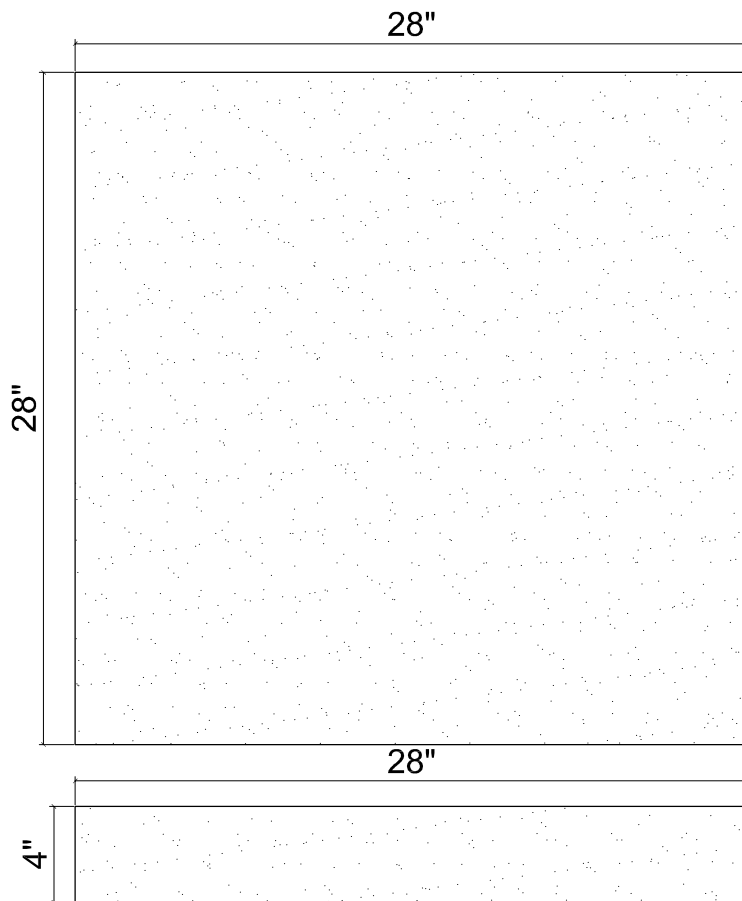
SIDE VIEW



**HORIZON STONE**

**FLAT PIER CAP - 24" X 24" X 4"**

SCALE: 1  $\frac{1}{2}$ " = 1'-0"



TOP VIEW

SIDE VIEW



**HORIZON STONE**

**FLAT PIER CAP - 28" X 28" X 4"**

SCALE: 1  $\frac{1}{2}$ " = 1'-0"

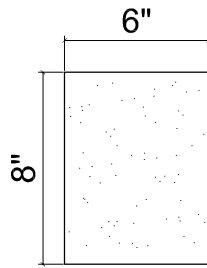


# TRIMS & KEYSTONES

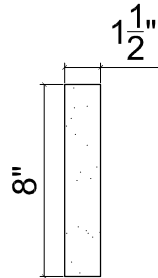




SMOOTH &  
ROCK FACE



FRONT VIEW



SIDE VIEW

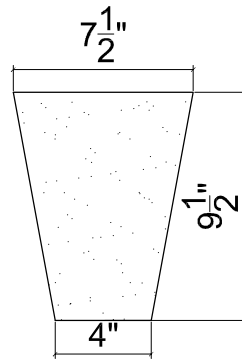


**HORIZON STONE**

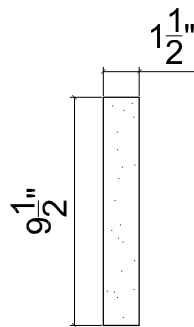
**TRIMSTONE - 8" X 6" X 1 1/2"**

SCALE: 1 1/2" = 1'-0"

SMOOTH &  
ROCK FACE



FRONT VIEW



SIDE VIEW



**HORIZON STONE**


**KEYSTONE - 7 1/2" X 9 1/2" X 1 1/2"**

SCALE:  $1\frac{1}{2}$ " = 1'-0"

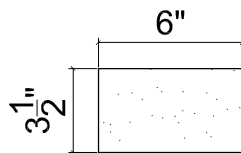


# UTILITY TRIMS





FRONT VIEW



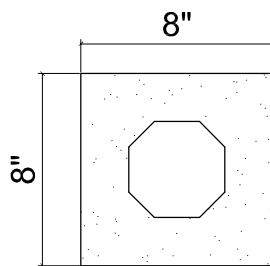
SIDE VIEW



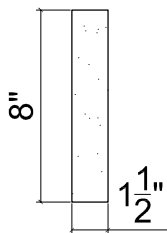
**HORIZON STONE**

**PORCH TRIM - 24" X 6" X 3 1/2"**

SCALE: 1 1/2" = 1'-0"



FRONT VIEW



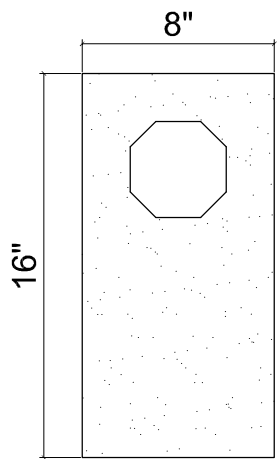
SIDE VIEW



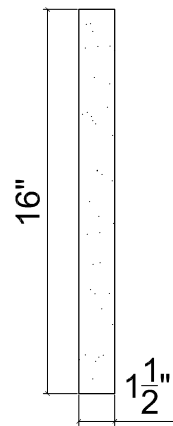
**HORIZON STONE**

**LIGHT TRIM - 8" X 8" X 1 1/2"**

SCALE: 1 1/2" = 1'-0"



FRONT VIEW



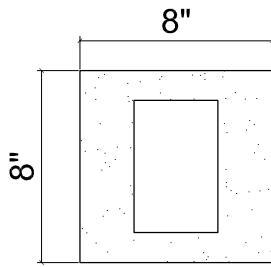
SIDE VIEW



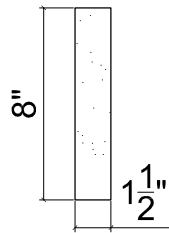
**HORIZON STONE**

**LIGHT TRIM - 8" X 16" X 1 1/2"**

SCALE: 1 1/2" = 1'-0"



FRONT VIEW



SIDE VIEW



**HORIZON STONE**

**OUTLET TRIM - 8" X 8" X 1 1/2"**

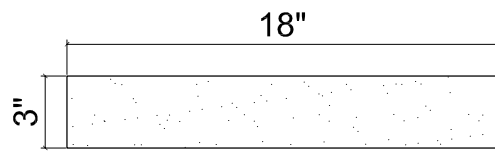
SCALE: 1 1/2" = 1'-0"



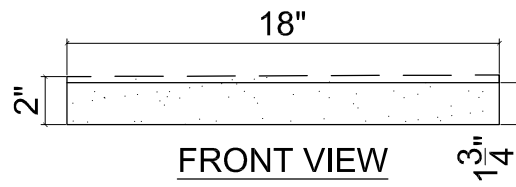
# ARCHITECTURAL ACCESSORIES



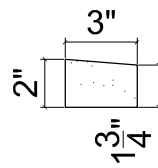




TOP VIEW



FRONT VIEW



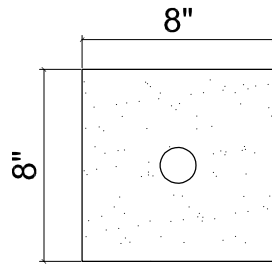
SIDE VIEW (SLOPED)



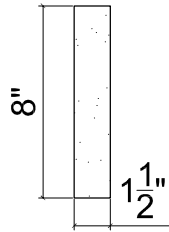
**HORIZON STONE**

**WATERTABLE / SILL - 18" X 3" X 1 3/4" - 2"**

SCALE: 1 1/2" = 1'-0"



FRONT VIEW



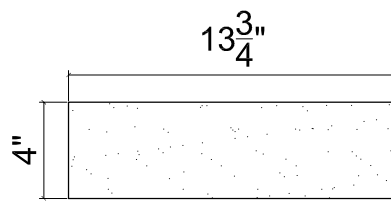
SIDE VIEW



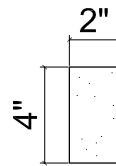
**HORIZON STONE**

**WATER BIBB - 8" X 8" X 1 1/2"**

SCALE: 1 1/2" = 1'-0"



FRONT VIEW



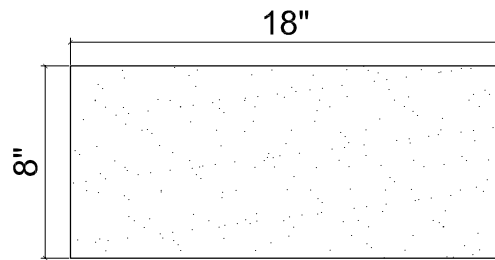
SIDE VIEW



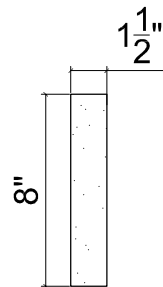
**HORIZON STONE**

**SHUTTER STRIP -  $13\frac{3}{4}$ " X 4" X 2"**

SCALE:  $1\frac{1}{2}$ " = 1'-0"



FRONT VIEW



SIDE VIEW



**HORIZON STONE**

**LINTEL - 18" X 18" X 1 1/2"**

SCALE: 1 1/2" = 1'-0"